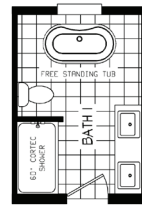


**LEGEND SERIES**

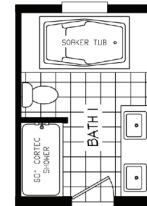


# Legend 78

54LGD28563AH / 3 beds / 2 baths / 1,474 sq. ft.



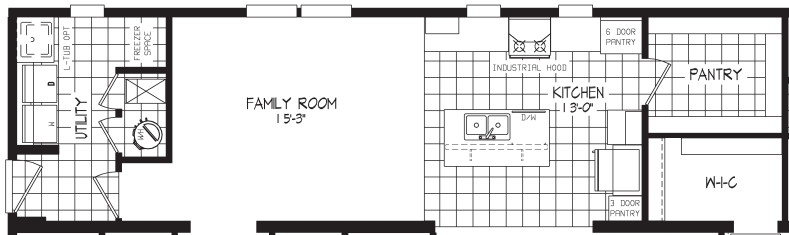
60" SHOWER AND  
FREE STANDING TUB



60" SHOWER AND  
SOAKER TUB



72" WALK-IN  
TILE SHOWER



REAR ENTRY OPT

# Standard Features

## INTERIOR

- Flat Ceiling Throughout
- Shaw® Carpet with 8 lb. Pad
- Shaw® Vinyl Flooring
- Orange Peel Drywall Throughout
- Orange Peel Gypsum Ceiling
- Finished Drywall to Ceiling
- 8' Sidewall Height
- Vented Wire Shelving – Linens, and Pantries
- Hollow Core White Passage Doors
- Perimeter Heat Registers
- White DuraCraft Trim Package Throughout
- LED Can Lights Throughout
- 3 LED Can Lights in Kitchen
- 2 LED Can Lights in Dining Room
- 1 LED Can Light Hall (2 if hall is greater than 10')
- 1 LED Can Light in Utility Room
- Kwikset® Levered Interior Doorknobs

## KITCHEN

- Ceramic Backsplash to Bottom of Overhead
- Drawer Over Door Cabinet Construction
- Suny Valley Doors and Drawers
- 42" Overhead Cabinets with Finished Backs
- Hardwood Cabinet Fronts
- 2 Adjustable Shelves in Overhead Cabinets
- Brushed Satin Nickel Cabinet Door and Drawer Pulls
- Soft-Close Drawers
- Refrigerator Overhead Cabinet
- Stainless-Steel Sink
- Single Lever Faucet with Detached Sprayer
- Receptacle with Ground Fault Interrupter
- Pot and Pan Drawers
- Crescent Edge
- Pull Out Base Shelves Throughout

## APPLIANCES

- Industrial Range Hood
- Samsung® 27 Cu. Ft. Refrigerator SxS
- Samsung® 30" Gas Range SS
- Samsung® 53 DBA Dishwasher
- 40 Gallon Electric Water Heater
- Hi Eff Gas Furnace with In-Floor Duct System

## BEDROOMS

- Smoke Detector – All Bedrooms
- Egress Window – All Bedrooms
- LED Ceiling Lights Throughout
- Wire Self – All Bedroom Wardrobes
- Passive Air Quality Improvement System

## BATHS

- Suny Valley Vanity Doors and Drawers
- Hardwood Cabinet Fronts
- Square Lavs with Dual Lever Faucets
- 60" Shaw® Shower with By-Pass Door, and 1 Recessed Shelf – Bath #1
- 60" 1-Piece Fiberglass Tub/Shower with curtain and Rod- Bath #2
- Single Lever Tub/Shower Faucets
- 36" Vanity Height – All Baths
- Framed Mirror Over Vanity
- Elongated Stools
- Receptacle with Ground Fault Interrupter
- Broan Fan with LED Light – All Baths
- Brushed Satin Nickel Towel Bar and Tissue Holder – All Baths
- Crescent Edge Counters
- 1 Row Ceramic Backsplash

## UTILITY

- 200 AMP Service with 2nd Conduit
- Black Gas Piping with Valve at Furnace & Range
- Copper Wiring Throughout – Fully Grounded
- Class "A" Lined Furnace and Water Heater Closet
- White Metal Louvered Furnace/WH Doors
- Wire and Plumb for Washer
- Wire and Vent for Dryer
- Vented Wire Shelf in Laundry Area
- Rocker-Type Light Switches
- Main Water Shut-Off Valve
- Water Shut-Off Valves Lavs & Stools
- Carbon Monoxide Detector
- AC Disconnect
- CAT 5 with Outlet

## EXTERIOR

- 36" 6-Panel Fiberglass Front Door with Deadbolt and Storm
- 36" 6-Panel Fiberglass Rear Door with Deadbolt and Storm
- Upgraded Light at Front Door
- Vinyl Lap Siding with Structural Sheathing
- 3-1/2" Vinyl Trim Windows & Exterior Doors
- 2 Exterior Receptacles with GFI
- Exterior Frost Proof Faucet Near Kitchen Sink
- Windwrap Exterior Walls
- Ice Shield
- 20' Open Dormer
- Kwikset® Exterior Contractor Lock Sets
- Self-Sealing Architectural Style Shingles

## CONSTRUCTION

- Steel I-Beam Frame
- Tongue & Groove Floor Decking
- 2" x 8" Floor Joist – 16" O.C.
- 2" x 6" Sidewall Studs – 16" O.C.
- Truss-Type Rafters (30 lb. Roof Load)
- Continuous Ridge Vent Roof Ventilation
- Full-Length Structural Beam
- HUD Seal

## SCHULT ESSENTIALS

- Meets Zone III ENERGY STAR® Ready
- Additional Home Insulation for Increase R-Value: R-45, R-21, R-22